



GREENLIFE

*NO FUSS . FUNCTIONAL . RELIABLE*

# WESTERN AUSTRALIA

.....  
*2019 RESOURCE BOOKLET*  
.....

[www.ozbreed.com.au](http://www.ozbreed.com.au)

Plant varieties selected for...

Compact Size

Disease Resistance

Lower Maintenance

...and more

# No Fuss, Functional, Reliable

**No Fuss:** plants that are easy to care for.

**Functional:** the right plants for the right situation. Whether its green roofs, green walls, rain gardens, roadsides or more, you will find the right functional plant for your situation.

**Reliable:** plants and turf that are tested and proven to work in your region.

For further technical support and information please visit [ozbreed.com.au](http://ozbreed.com.au) where you will find licensed growers and articles on all products.

# A Guide to Our Logos



almost no maintenance and no irrigation. In extra dry environments, very sandy soils and in severe drought occasional top up watering may be required in the warmer months and will provide more beautiful plants.

**Cold Hardy:** Will tolerate cold and frost. Check with your local grower if you are in a severely frost affected area to see if the plant is suitable.

**Highly Recommended for Mass Plantings:** These plants are recommended for mass plantings as they may help reduce weeds, are low maintenance and can generally be used in tough landscapes such as roadsides.

**Drought Tolerant:** When planted in normal gardening conditions these plants generally require no or little irrigation for most populated areas of Australia. Plants will require watering up to 8 to 12 weeks until established. They are often used on roadside plantings, where they receive

## IMPORTANT NOTES

**GROWER KNOWLEDGE:** This is a general catalogue for the region. For local information on which plants work in your area contact your local grower (see our website). Local grower knowledge is vital, and this catalogue is no substitute.

**HEIGHTS:** Heights in this catalogue are for general gardening conditions. In well maintained gardens, some plants will get taller.

**PLANT NAMES:** In this brochure, the genus species and cultivar name are listed like this example: *Lomandra longifolia* 'LM300'. LM300 is the PBR and cultivar name. The brand name or trade name for this plant is TANIKA®, and should not be confused with the true cultivar name. The cultivar or true plant name will always immediately follow the species name enclosed in quotation marks.

**POT SIZES:** In general, most growers have our plants available in tubes and above. Our Advanced Trees range is available in 175mm/5L pots and above only. All other ranges are supplied in tubes and above.

**DISCLAIMER:** This book is copyright. Apart from any fair dealing for the purpose of private study, research, criticism or review as permitted under the Copyright Act, no part may be reproduced by any process without written permission. Enquiries should be addressed to publishers, Ozbreed Pty. Ltd. Ozbreed believes all the information supplied in this book to be correct at the time of printing. They are not, however, in a position to make a guarantee to this effect and accepts no liability in the event of any information proving inaccurate or photo colours being incorrect or cannot be held responsible for plants dying for any reason. Plants are living things and no matter how careful they are used, they sometimes die. Use these plants understanding that no compensation can be claimed from Ozbreed for any loss.



Phone: 02 4577 2977  
Email: [info@ozbreed.com.au](mailto:info@ozbreed.com.au)  
[www.ozbreed.com.au](http://www.ozbreed.com.au)  
[www.bestplants.com.au](http://www.bestplants.com.au)

**Head Office**  
14 Cupitts Lane,  
Clarendon NSW 2756

**Postal Address**  
PO Box 1011,  
Richmond NSW 2753

Partner of the







# Plants are Continuously Being Substituted

Substitution of plants can ruin your design. Plants that are of a totally different size, shape or texture are often substituted. Worse still, they are sometimes substituted with plants that will not perform in that situation, or even completely different species.

## Why Do They Substitute?

Usually contractors substitute to save a few percent on price, which helps their profit, or allows them to win the bid. Sometimes it is the supplier selling the wrong plant.

## *Lomandra confertifolia*: A Bad Substitute

Sometimes, *Lomandra confertifolia* types are substituted for *Lomandra hystrix* and *longifolia* varieties even though they generally don't survive in tough landscape conditions. *Lomandra confertifolia* occurs naturally only in dry shade and does not perform well in full sun. In comparison to other *Lomandra* types, *Lomandra confertifolia* are weaker, smaller and unable to survive in wet feet.

Our *Lomandra longifolia* and *hystrix* varieties including Tanika®, Katrinus Deluxe®, Nyalla® and Katie Belles™ have been proven to work in tough, low maintenance conditions for years, often staying evergreen when other varieties are browning off.

### Blue *Lomandra confertifolia*



### *Lomandra confertifolia*



### Little Con *Lomandra confertifolia*



**Evergreen Baby™ *Lomandra* (left) after two and a half years has no loss to root rot, while *Lomandra confertifolia* (right) has been devastated.**



## How Can You Protect Your Design From Substitution?

Ask for a certificate of authenticity in the contract or in the quality assurance documents (see below).

The contractor at the time of purchase must obtain from the supplier a certificate of authenticity that the plants supplied are authentic and true to type. The plants on the certificate must be the same as the ones in the specification.

OR

The contractor at the time of purchase must obtain from the supplier a certificate of authenticity that the plants marked with an \* in the schedule are authentic and true to type. The plants on the certificate must be the same as the ones in the specification.



# QUICK PLANT SELECTION GUIDE

Makes comparing and selecting plants from Ozbreed easier. Each plant has basic information such as its size, uses and position.

## Height

Plants are arranged by height from smallest to tallest by foliage height, and from left to right across each spread.

## More Information

Please see the Ozbreed website for more detailed information on each plant, including tolerances and suitable regions.

## Density Per m2

For dense plant growth, far less gaps and quicker weed control, use the higher rate listed. For the form of the plant to be enhanced, or if you are happy to wait a little longer for weed control, use the lower rate listed. For full specimen planting with larger gaps, a lower density should be used based on your own preference e.g. The recommended rate for Tanika® Lomandra is 3-6/m², you may go as low as 1/m² but there will be no weed control. Some plants control weeds better than others, so consider this if planting for weed control.


## Density Per LM

Linear metre spacing is for hedging or edging plants. As above use the higher rate listed for a denser hedge or edging.

## Range Colour Guide

- STRAPPY LEAF PLANTS
- NATIVE SHRUBS AND GROUND COVERS
- HARDY EXOTIC PLANTS
- ADVANCED TREES
- VELVET KANGAROO PAWS
- ENCORE AZALEAS
- EMPORIUM RANGE OF PLANTS

55cm




<b>Yareena™</b> <i>Myoporum parvifolium</i> 'PARV01' (b)	
Description	Crisp, clean, longer lived Myoporum; masses of white flowers
Size	10cm h x 1m w
Uses	Excellent ground cover, good for coastal positions
Position	Full sun to part shade
Soil Type	Sandy to heavy clay soils
Density	1-2 plants per m²




<b>Aussie Rambler™</b> <i>Carpobrotus glaucescens</i> 'CAR10' (b)	
Description	Native spreading Carpobrotus ground cover with large flowers
Size	20cm h x 2m w
Uses	Ground cover for coastal and inland plantings
Position	Full sun to light shade
Soil Type	Most soil types
Density	1-2 plants per m²

70cm



<b>Blue Horizon™</b> <i>Eremophila glabra prostrate</i> 'EREM1' (b)	
Description	Dense ground cover with blue-grey foliage
Size	25cm h x 1m w
Uses	Mass/specimen planting
Position	Full sun to light shade
Soil Type	Free draining soils; avoid wet feet
Density	1-2 plants per m² 1-2 plants per LM



<b>Fire Bells™</b> <i>Correa pulchella</i> 'COR11' (b)	
Description	Very compact, dense ground cover
Size	25cm h x 80cm w
Uses	Small gardens, containers for patios
Position	Full sun to light shade
Soil Type	Prefers reasonably drained soil
Density	2-5 plants per m² 2-3 plants per LM

80cm



<b>Low Horizon™</b> <i>Westringia fruticosa</i> 'WES06' (b)	
Description	Tough, dense and compact ground cover
Size	30cm h x 70cm w
Uses	Mass plantings, gardens or as a border plant
Position	Full sun to part shade
Soil Type	Sandy to well drained clay soil types
Density	2-3 plants per m² 2-3 plants per LM



<b>O So Fine™</b> <i>Gardenia augusta</i> 'KEN04' (b)	
Description	Fine leaf dwarf gardenia with lots of white flowers
Size	Approx. 30cm h x 1m w
Uses	Ground cover, border plant, containers
Position	Full sun to part shade
Soil Type	Well drained moist soils
Density	1-3 plants per m² 1.5-3 plants per LM





### Double Gold™

*Gazania hybrid 'GT20' (l)*

Description	Spreading ground cover with double the flowers
Size	20cm h x 60cm w
Uses	Mass planting, rockeries, roadsides
Position	Full sun
Soil Type	Free draining to heavy draining soils
Density	3–5 plants per m <sup>2</sup> 2–4 plants per LM



### Purple Fusion™

*Scaevola humilis 'PFS100' (l)*

Description	Non-mounding ground cover; masses of small purple flowers for most of the year
Size	20cm h x 1.5m w
Uses	Ground cover
Position	Sun to light shade
Soil Type	Most soil types
Density	1–2 plants per m <sup>2</sup>



### Royal Rambler™

*Grevillea hybrid 'RR01' (l)*

Description	Low growing ground cover Grevillea
Size	20–30cm h x 2–5m w
Uses	Ground cover, specimen plant
Position	Full sun to light shade
Soil Type	Light, well drained soil; sandy to loam; pH below 7
Density	1–2 plants per m <sup>2</sup>



### FlatAz™

*Grevillea hybrid 'GR01' (l)*

Description	Low growing ground cover
Size	20–35cm h x 2–3m w
Uses	Ground cover, mass planting, embankments
Position	Full sun to part shade
Soil Type	Well drained soils; prefers raised gardens/slopes if in heavy poor draining soils
Density	1–3 plants per m <sup>2</sup>

55cm



### Pink Pearl™

*Liriope muscari 'VS001' (l)*

Description	Compact Liriope with elegant green and cream variegated foliage
Size	25cm h x 25cm w
Uses	Borders, mass plantings or as a ground cover
Position	Full sun to heavy shade
Soil Type	All soil types
Density	10–16 plants per m <sup>2</sup> 4–8 plants per LM



### Mighty Gold™

*Aloe hybrid 'AL02' (l)*

Description	Compact, tough Aloe
Size	55cm high flowers; 25cm h x 35cm w foliage
Uses	Mass planting, borders, specimen planting
Position	Full sun to part shade
Soil Type	Most soil types; improve drainage in clay soils
Density	4–8 plants per m <sup>2</sup> 3–6 plants per LM



### Aranda™

*Dianella caerulea 'DC150' (l)*

Description	Compact, cane-less, dwarf Dianella
Size	30cm h x 35cm w
Uses	Tidy border plant, mass plantings
Position	Full sun to shade
Soil Type	Sandy loam to free draining clay soils*
Density	6–12 plants per m <sup>2</sup> 3–6 plants per LM



### Gold Cluster™

*Grevillea juniperina 'H22' (l)*

Description	Low growing ground cover Grevillea
Size	30cm h x 80cm–1m w
Uses	Ground cover, specimen plantings
Position	Full sun to part shade
Soil Type	pH below 7, free draining to moderately heavy soils
Density	1–2 plants per m <sup>2</sup>

70cm

\*Avoid very poor soil.



### Savanna Blue™

*Lomandra filiformis 'LMF500' (l)*

Description	Compact, fine leaf, blue Lomandra; tough with a nice texture
Size	30cm h x 30cm w
Uses	Mass plantings and specimen gardens
Position	Full sun to part shade
Soil Type	Wide variety of types
Density	6–12 plants per m <sup>2</sup> 4–6 plants per LM



### Sea Urchin™

*Aloe hybrid 'ANDSEA' (l)*

Description	Compact and dense Aloe
Size	30cm h x 30cm w foliage; 50cm high flowers
Uses	Mass planting, borders, specimen planting
Position	Full sun to part shade
Soil Type	Most soil types
Density	6–12 plants per m <sup>2</sup> 3–6 plants per LM



### Little Phil™

*Philodendron species 'PHIL01' (l)*

Description	Compact clumping habit
Size	35cm h x 35cm w
Uses	Landscape gardens, indoor plant, green walls
Position	Light to moderately heavy shade
Soil Type	Reasonably drained soil with some organics
Density	3–9 plants per m <sup>2</sup> 2–4 plants per LM







### Mighty Coral™

*Aloe hybrid 'AL04' (l)*

Description	Semi-compact Aloe
Size	60cm high flowers; 35cm h x 40cm w foliage
Uses	Mass planting, borders, feature plant
Position	Full sun to part shade
Soil Type	Most soil types; improve drainage in clay soils
Density	3–6 plants per m <sup>2</sup> 2–4 plants per LM

80cm

1m							
							
<b>Silverlawn™</b> <i>Liriope muscari</i> 'LIRSS' (b)		<b>Everlasting Gold™</b> <i>Anigozanthos hybrid</i> 'KP02' (b)		<b>Flat Mat™</b> <i>Trachelospermum asiaticum</i> 'FT01' (b)		<b>Flirt™</b> <i>Nandina domestica</i> 'MURASAKI' (b)	
<b>Description</b>	Low growing variegated Liriope	<b>Description</b>	Compact, clean foliage Kangaroo Paw	<b>Description</b>	Low growing ground cover or climber	<b>Description</b>	Ground cover Nandina; red 9 months of the year
<b>Size</b>	35cm h x 40cm w	<b>Size</b>	70cm–80cm h flowers; 30–40cm h x w foliage	<b>Size</b>	30–40cm h x 3–4m w	<b>Size</b>	30–40cm h x 40–50cm w
<b>Uses</b>	Colour contrast, accent/group plantings	<b>Uses</b>	Borders, pots and more	<b>Uses</b>	Ground cover, climber, containers, borders	<b>Uses</b>	Ground cover, low hedge
<b>Position</b>	Full sun to heavy shade	<b>Position</b>	Full sun	<b>Position</b>	Full sun to part shade	<b>Position</b>	Full sun to moderate shade
<b>Soil Type</b>	Wide variety of types	<b>Soil Type</b>	Well drained soils or raised gardens	<b>Soil Type</b>	Most soil types	<b>Soil Type</b>	Free draining to heavy clay soils
<b>Density</b>	6–10 plants per m <sup>2</sup> 3–5 plants per LM	<b>Density</b>	6–9 plants per m <sup>2</sup> 3–4 plants per LM	<b>Density</b>	1–2 plants per m <sup>2</sup> 1–2 plants per LM	<b>Density</b>	4–6 plants per m <sup>2</sup> 2–4 plants per LM

1m							
							
<b>Free Fall™</b> <i>Casuarina glauca prostrate</i> 'CAS01' (b)		<b>Little Rev™</b> <i>Dianella revoluta</i> 'DR5000' (b)		<b>Amethyst™</b> <i>Liriope muscari</i> 'LIRTP' (b)		<b>Bingo Blue™</b> <i>Agapanthus hybrid</i> 'ANDBin' (b)	
<b>Description</b>	Wide spreading <i>Casuarina glauca</i> ground cover	<b>Description</b>	Compact, blue-grey plant	<b>Description</b>	Compact foliage; deep purple flowers	<b>Description</b>	Compact Agapanthus that repeat flowers
<b>Size</b>	30–60cm h x 3–6m w	<b>Size</b>	30–40cm h x w	<b>Size</b>	40cm h x 40cm w	<b>Size</b>	60–80cm h flowers; 40cm h x 60cm w foliage
<b>Uses</b>	Ground cover, erosion control tool	<b>Uses</b>	Commercial and residential landscapes	<b>Uses</b>	Mass planting, rockeries, flower gardens, specimen plantings	<b>Uses</b>	Garden beds, patio pots and more
<b>Position</b>	Full sun to part shade	<b>Position</b>	Full sun–moderate shade	<b>Position</b>	Full sun to heavy shade	<b>Position</b>	Full sun to part shade
<b>Soil Type</b>	Sandy to clay soils	<b>Soil Type</b>	Heavy to free draining soil; avoid very poor soil	<b>Soil Type</b>	All soil types	<b>Soil Type</b>	Most types
<b>Density</b>	1 plant per 5–8 m <sup>2</sup> 1 plant per 2–4 LM	<b>Density</b>	6–10 plants per m <sup>2</sup> 3–5 plants per LM	<b>Density</b>	6–10 plants per m <sup>2</sup> 3–5 plants per LM	<b>Density</b>	4–6 plants per m <sup>2</sup> 2–4 per LM

1m							
							
<b>Sugar Plum™</b> <i>Agapanthus hybrid</i> 'AMPU001' (b)		<b>Wingarra®</b> <i>Lomandra confertifolia</i> 'SIR 5' (b)		<b>Sweet Mist®</b> <i>Phormium tenax</i> 'PH0S2' (b)		<b>Yalba™</b> <i>Imperata cylindrica</i> 'ICL200' (b)	
<b>Description</b>	Compact Agapanthus that repeat flowers	<b>Description</b>	Compact, clumping blue-green foliage	<b>Description</b>	Ultra-compact bronze Phormium	<b>Description</b>	Reddish winter foliage; fast spread; masses of feathery plumes
<b>Size</b>	50–60cm h flowers; 40cm h x 50cm w foliage	<b>Size</b>	40cm h x 60cm w	<b>Size</b>	40cm h x 40cm w	<b>Size</b>	40cm h x 1m w
<b>Uses</b>	Garden beds, patio pots and more	<b>Uses</b>	Mass planting or border plantings	<b>Uses</b>	Mass plantings, low borders, fill in plant, containers and patio pots	<b>Uses</b>	Ground cover for median strips, roadsides, slopes; not garden planting
<b>Position</b>	Full sun to part shade	<b>Position</b>	Best in part shade*	<b>Position</b>	Full sun to part shade	<b>Position</b>	Full sun to part shade
<b>Soil Type</b>	Most types	<b>Soil Type</b>	Sandy, sandy loam to clay soils	<b>Soil Type</b>	Wide variety of soil types	<b>Soil Type</b>	Sandy to heavy clay soils
<b>Density</b>	4–6 plants per m <sup>2</sup> 2–4 per LM	<b>Density</b>	4–8 plants per m <sup>2</sup> 2–4 plants per LM	<b>Density</b>	6–10 plants per m <sup>2</sup> 3–5 plants per LM	<b>Density</b>	3–6 plants per m <sup>2</sup>

\*Full sun with irrigation.





### Little Ruby™

*Alternanthera dentata* 'LRU30' (b)

Description	Compact, mounding ground cover
Size	30–40cm h x 60–90cm w
Uses	Ground cover, border plant, containers
Position	Full sun to part shade
Soil Type	Well drained moist soils
Density	3–5 plants per m <sup>2</sup> 2–3 plants per LM



### Lucia™

*Dianella caerulea* 'DC101' (b)

Description	Low growing, spreading Dianella
Size	30–40cm h x 50cm w
Uses	Mass planting for roadsides, median strips and borders
Position	Full sun to part shade
Soil Type	Sandy loam to clay*
Density	4–6 plants per m <sup>2</sup> 2–3 plants per LM



### Aussie Flat Bush™

*Rhagodia spinescens* 'SAB01' (b)

Description	Low growing ground cover/shrub
Size	30–50cm h x 1m w
Uses	Ground cover, mass planting, garden plant
Position	Full sun to light shade
Soil Type	Most soil types including heavy soils
Density	1–2 plants per m <sup>2</sup> 1–2 plants per LM



### Purple Pixie™

*Loropetalum chinense* 'PEACK' (b)

Description	Purple dwarf, weeping ground cover
Size	30–50cm h x 1.2–1.5m w
Uses	Colour contrast for garden beds/containers
Position	Full sun to part shade
Soil Type	Well drained soils with adequate moisture
Density	2–3 plants per m <sup>2</sup> 2–3 plants per LM

\*Avoid very poor soil.



### Bingo White™

*Agapanthus hybrid* 'WP001' (b)

Description	Compact Agapanthus that repeat flowers
Size	60–80cm h flowers; 40cm h x 60cm w foliage
Uses	Garden beds, patio pots and more
Position	Full sun to part shade
Soil Type	Most types
Density	4–6 plants per m <sup>2</sup> 2–4 per LM



### Isabella®

*Liriope muscari* 'LIRF' (b)

Description	Fine leaf, compact, spreading Liriope
Size	40cm h x 50cm w; 15–20cm h x 20–30cm w when mown once a year
Uses	Lawn, garden borders etc
Position	Full sun to heavy shade
Soil Type	All soil types
Density	6–12 plants per m <sup>2</sup> 4–8 plants per LM



### Little Jess™

*Dianella caerulea* 'DCMP01' (b)

Description	Compact dwarf flax lily
Size	40cm h x 40cm w
Uses	Specimen and mass plantings; commercial and residential use
Position	Full sun, moderate to heavy shade
Soil Type	Wide variety of types*
Density	6–10 plants per m <sup>2</sup> 3–5 plants per LM



### Ruby Velvet™

*Anigozanthos hybrid*

Description	Mid-sized Kangaroo Paw; vibrant red flowers
Size	70–80cm high flowers 40cm h x 30cm w foliage
Uses	Feature pots and low maintenance gardens
Position	Full sun open position
Soil Type	Well drained soils
Density	4–6 plants per m <sup>2</sup> 3–4 plants per LM

\*Avoid very poor soil.



### Grey Box™

*Westringia fruticosa* 'WES04' (b)

Description	Compact box hedge
Size	30–45cm h x 30–45cm w unpruned; 30cm h x 30cm w pruned
Uses	Hedges, borders, containers, mass planting
Position	Full sun to light shade
Soil Type	Most soil types
Density	3–6 plants per m <sup>2</sup> 2–3 plants per LM



### Blaze™

*Dianella tasmanica* 'NPW2' (b)

Description	Small Dianella with deep purple foliage
Size	45cm h x 40–50cm w
Uses	Roadsides, mass plantings, feature plantings and gardens
Position	Full sun to heavy shade
Soil Type	Sandy to clay soil types*
Density	4–6 plants per m <sup>2</sup> 2–4 plants per LM



### Frimly Lace™

*Lomandra multiflora* 'VER1' (b)

Description	Evergreen Lomandra with intricate yellow flowers
Size	45cm h x 45cm w
Uses	Specimen or group plantings
Position	Full sun–moderate shade
Soil Type	Most types, prefers free draining soils
Density	3–5 plants per m <sup>2</sup> 2–3 plants per LM




### Everlasting Amber™

*Anigozanthos hybrid*

Description	Compact, clean foliage Kangaroo Paw
Size	70cm h flowers; 45cm h x 35cm w foliage
Uses	Borders, pots and more
Position	Full sun
Soil Type	Well drained soils or raised gardens
Density	4–6 plants per m <sup>2</sup> 3–4 plants per LM


\*Avoid very poor soil.

1m




**Kingsdale™**  
*Poa poliformis* 'PP500' (L)

Description	Fine, arching, blue foliage tussock grass
Size	45cm h x 45cm w
Uses	Ideal for mass plantings or as a border; tolerates exposed areas
Position	Full sun to part shade
Soil Type	Wide variety of soils
Density	4–10 plants per m <sup>2</sup> 2–4 plants per LM




**Everlasting Red™**  
*Anigozanthos* hybrid

Description	Compact, clean foliage Kangaroo Paw
Size	70cm h flowers; 45cm h x 35cm w foliage
Uses	Borders, pots and more
Position	Full sun
Soil Type	Well drained soils or raised gardens
Density	4–6 plants per m <sup>2</sup> 3–4 plants per LM



**Pennstripe™**  
*Pennisetum alopecuroides* 'PAV300' (L)

Description	Variegated, compact, clumping grass
Size	45cm h x 45cm w
Uses	Mass/specimen planting; rockeries, roadsides and low water gardens
Position	Full sun to part shade
Soil Type	Sandy to heavy clay soils
Density	4–10 plants per m <sup>2</sup> 2–4 plants per LM



**Tasred®**  
*Dianella tasmanica* 'TR20' (L)

Description	Flax lily with contrasting green & red toned foliage
Size	45cm h x 40–50cm w
Uses	Mass plantings and low water gardens
Position	Full sun to heavy shade
Soil Type	Sandy, sandy loam and clay soils; avoid poor soil
Density	4–6 plants per m <sup>2</sup> 2–4 plants per LM

1m



**Everlasting Mega Gold™**  
*Anigozanthos* hybrid 'KP03' (L)

Description	Compact, clean foliage Kangaroo Paw
Size	90cm–1m h flowers; 45–55cm h x w foliage
Uses	Borders, pots and more
Position	Full sun
Soil Type	Well drained soils or raised gardens
Density	4–5 plants per m <sup>2</sup> 2–3 plants per LM



**Amber Velvet**  
*Anigozanthos* hybrid 'Amber Velvet' (L)

Description	Mid-sized Kangaroo Paw; red/yellow flowers
Size	1–1.2m high flowers 50cm h x 40cm w foliage
Uses	Feature pots and low maintenance gardens
Position	Full sun open positions
Soil Type	Well drained soils
Density	3–5 plants per m <sup>2</sup> 2–3 plants per LM



**Bellissimo™**  
*Correa reflexa* 'CORT' (L)


Description	Compact and dense
Size	50cm h x 1m w
Uses	Small garden landscapes and mass planting
Position	Full sun to light shade
Soil Type	Prefers reasonably drained soil
Density	2–5 plants per m <sup>2</sup> 2–4 plants per LM



**Buccaneer™**  
*Agapanthus* hybrid 'AMDB002' (L) intended


Description	Repeat flowering semi-compact Agapanthus
Size	60–80cm h flowers; 50cm h x 60cm w foliage
Uses	Garden beds, patio pots and more
Position	Full sun to part shade
Soil Type	Most types
Density	4–6 plants per m <sup>2</sup> 2–4 plants per LM

1m




**Meema™**  
*Hardenbergia violacea* 'HB1' (L)

Description	Tidier, longer lived Hardenbergia ground cover; masses of flowers
Size	50cm h x 2m w
Uses	Great feature plant for gardens and landscapes
Position	Full sun to semi shade
Soil Type	Sandy to heavy clay soils
Density	1–3 plants per m <sup>2</sup> 1–2 plants per LM




**Ocean Reef™**  
*Hibbertia spicata* 'WA01' (L)

Description	Compact small shrub
Size	50cm h x 25cm w
Uses	Specimen plant, low hedge, coastal use
Position	Full sun to half day shade
Soil Type	Moist sand or light loam; likes limestone and above normal pH
Density	3 plants per m <sup>2</sup> 2 plants per LM



**Prestige®**  
*Dianella revoluta* 'REV101' (L)

Description	Fine leaf Dianella, deep green coloured foliage
Size	50cm h x 60–70cm w
Uses	Specimen or mass planting
Position	Full sun–moderate shade
Soil Type	Moderately heavy to free draining soils*
Density	4–6 plants per m <sup>2</sup> 2–3 plants per LM






**Regal Velvet**  
*Anigozanthos* hybrid 'Regal Velvet' (L)

Description	Mid-sized Kangaroo Paw; red/green flowers
Size	1–1.4m high flowers 50cm h x 40cm w foliage
Uses	Mass planting, planter boxes, flowering gardens
Position	Full sun open positions
Soil Type	Well drained soils
Density	3–5 plants per m <sup>2</sup> 2–3 plants per LM

\*Avoid very poor soil.




			
<b>Evergreen Baby™</b> <i>Lomandra labill.</i> 'LM600' (L)	<b>Great White™</b> <i>Lomandra longifolia</i> 'MURU' (L)	<b>Mundi™</b> <i>Westringia fruticosa</i> 'WES05' (L)	<b>Shara™</b> <i>Lomandra fluviatilis</i> 'ABU7' (L)
<b>Description</b> Compact fine leaf clumping plant <b>Size</b> 40–45cm h x 45cm w <b>Uses</b> Mass planting, feature plant, borders <b>Position</b> Full sun to part shade <b>Soil Type</b> Sandy loam to heavy clay <b>Density</b> 4–8 plants per m <sup>2</sup> 2–4 plants per LM	<b>Description</b> Semi-compact, variegated fine leaf <b>Size</b> 40–50cm x 40–50cm <b>Uses</b> Mass planting and specimen planting <b>Position</b> Light to moderate shade <b>Soil Type</b> Free draining soils <b>Density</b> 4–6 plants per m <sup>2</sup> 2–3 plants per LM	<b>Description</b> Tough ground cover Westringia; masses of small white flowers <b>Size</b> 40–50cm h x 1.5m w <b>Uses</b> Great for mass plantings, low maintenance areas <b>Position</b> Full sun to part shade <b>Soil Type</b> Sandy to well drained clay soils <b>Density</b> 1–3 plants per m <sup>2</sup>	<b>Description</b> Fine leaf, compact <i>Lomandra fluviatilis</i> <b>Size</b> 45–55cm h x 50cm w <b>Uses</b> Mass planting in wet and dry areas <b>Position</b> Full sun–moderate shade <b>Soil Type</b> Wide variety of soils <b>Density</b> 4–6 plants per m <sup>2</sup> 2–3 plants per LM

			
<b>Cassa Blue®</b> <i>Dianella caerulea</i> 'DBB03' (L)	<b>Crimson Tide™</b> <i>Correa pulchella</i> 'COR9' (L)	<b>Cherry Cluster™</b> <i>Grevillea rhyolitica</i> x <i>juniperina</i> 'TDW01' (L)	<b>Just Right®</b> <i>Liriope muscari</i> 'LIRJ' (L)
<b>Description</b> Clumping, compact rich blue foliage flax lily <b>Size</b> 50cm h x 40cm w <b>Uses</b> Mass planting or specimen planting <b>Position</b> Full sun to partial shade <b>Soil Type</b> Well drained soils; avoid very poor soil <b>Density</b> 4–8 plants per m <sup>2</sup> 2–4 plants per LM	<b>Description</b> Low, spreading ground cover <b>Size</b> 50cm h x 2m w <b>Uses</b> Mass planting and specimen planting <b>Position</b> Full sun to light shade <b>Soil Type</b> Prefers reasonably drained soil <b>Density</b> 1–3 plants per m <sup>2</sup> 1–2 plants per LM	<b>Description</b> Tough ground cover Grevillea; masses of small red flowers <b>Size</b> 50cm h x 80cm w <b>Uses</b> Mass planting, native gardens & rockeries <b>Position</b> Full sun to part shade <b>Soil Type</b> Well drained soils, pH below 7 <b>Density</b> 2–3 plants per m <sup>2</sup>	<b>Description</b> Evergreen, clean growing Liriope; pink flowers <b>Size</b> 50cm h x 50cm w <b>Uses</b> Mass planting and specimen planting along paths and fences <b>Position</b> Full sun to heavy shade <b>Soil Type</b> Most soil types <b>Density</b> 4–9 plants per m <sup>2</sup> 2–4 plants per LM


			
<b>Revelation®</b> <i>Dianella revoluta</i> 'DRG04' (L)	<b>Trixibelle™</b> <i>Correa reflexa</i> 'COR8' (L)	<b>Twilight Green™</b> <i>Lepidosperma squamatum</i> 'LEP08' (L)	<b>Gold Velvet</b> <i>Anigozanthos hybrid</i> 'Gold Velvet' (L)
<b>Description</b> Medium sized Dianella <b>Size</b> 50cm h x 50cm w <b>Uses</b> Mass plantings, foliage or grassy gardens; commercial & residential <b>Position</b> Full sun to part shade <b>Soil Type</b> Sandy or loam soils; * heavy soils if raised area <b>Density</b> 4–6 plants per m <sup>2</sup> 2–3 plants per LM	<b>Description</b> Low, spreading ground cover <b>Size</b> 50cm h x 2m w <b>Uses</b> Mass planting and specimen planting <b>Position</b> Full sun to light shade <b>Soil Type</b> Prefers reasonably drained soil <b>Density</b> 1–3 plants per m <sup>2</sup> 1–2 plants per LM	<b>Description</b> Dark green strappy leaf plant with rustic flowers <b>Size</b> 50cm h x 50cm w <b>Uses</b> Feature, patio pots and mass plantings <b>Position</b> Full sun to shade <b>Soil Type</b> Prefers free draining or raised garden bed <b>Density</b> 4–6 plants per m <sup>2</sup> 2–3 plants per LM	<b>Description</b> Mid-sized Kangaroo Paw; bright yellow flowers <b>Size</b> 1m high flowers; 50–60cm h x 40cm w foliage <b>Uses</b> Mass planting, planter boxes, flowering gardens <b>Position</b> Full sun open positions <b>Soil Type</b> Well drained soils <b>Density</b> 3–5 plants per m <sup>2</sup> 2–3 plants per LM

\*Avoid very poor soil.

1m				
	<b>Tanika®</b> <i>Lomandra longifolia</i> 'LM300' (b)		<b>Variegated Tanika™</b> <i>Lomandra longifolia</i> 'NPW3' (b)	
	<b>Description</b> Improved, compact fine leaf <i>Lomandra longifolia</i>	<b>Description</b> Improved, compact fine leaf <i>Lomandra longifolia</i>	<b>Description</b> Tough, tidy and half the height of common form	<b>Description</b> Clumping blue foliage
	<b>Size</b> 50–60cm h x 65cm w	<b>Size</b> 50–60cm h x 65cm w	<b>Size</b> 50–75cm h x w	<b>Size</b> 55cm h x 45cm w
	<b>Uses</b> Ideal for specimen and mass planting	<b>Uses</b> For garden plantings and maintained landscapes	<b>Uses</b> Mass and specimen planting, roadsides etc	<b>Uses</b> Colour contrast, accent plant, group plantings
	<b>Position</b> Full sun–moderate shade*	<b>Position</b> Light to moderate shade	<b>Position</b> Full sun to part shade	<b>Position</b> Full sun to part shade
	<b>Soil Type</b> Sandy, sandy loam to clay soil types	<b>Soil Type</b> Sandy to well drained clay soil types	<b>Soil Type</b> Sandy–clay loam; avoid wet feet/heavy clay	<b>Soil Type</b> Well drained to clay loam; avoid very poor soils
	<b>Density</b> 3–6 plants per m <sup>2</sup> 2–3 plants per LM	<b>Density</b> 3–6 plants per m <sup>2</sup> 2–3 plants per LM	<b>Density</b> 2–5 plants per m <sup>2</sup> 2–3 plants per LM	<b>Density</b> 4–8 plants per m <sup>2</sup> 2–4 plants per LM




\*Best not planted on foredunes.

1m				
	<b>Nafray®</b> <i>Pennisetum alopecuroides</i> 'PA300' (b)		<b>Ruby Green™</b> <i>Dianella caerulea</i>	
	<b>Description</b> Compact, clumping native <i>Pennisetum</i> grass	<b>Description</b> Red tinged <i>Dianella</i>	<b>Description</b> Clumping, golden and variegated <i>Lomandra</i>	<b>Description</b> Red flushing small shrub; red 9 months of the year
	<b>Size</b> 60cm h x 60cm w	<b>Size</b> Approx. 60cm h x 40–50cm w	<b>Size</b> 60cm h x 60cm w	<b>Size</b> 60–70cm h x 60–70cm w
	<b>Uses</b> Mass planting for borders, rockeries and roadsides	<b>Uses</b> Landscape and garden plantings	<b>Uses</b> Mass plantings, feature plant, pot plant	<b>Uses</b> Low hedge, shrub or feature
	<b>Position</b> Full sun to part shade	<b>Position</b> Full sun to part shade	<b>Position</b> Full sun to part shade	<b>Position</b> Full sun–moderate shade
	<b>Soil Type</b> Sandy to heavy clay soils	<b>Soil Type</b> Sandy to well drained clay; avoid very poor soil	<b>Soil Type</b> Sandy to heavy soil types	<b>Soil Type</b> Free draining–heavy clay
	<b>Density</b> 4–10 plants per m <sup>2</sup> 2–3 plants per LM	<b>Density</b> 4–6 plants per m <sup>2</sup> 2–3 plants per LM	<b>Density</b> 3–6 plants per m <sup>2</sup> 1–3 plants per LM	<b>Density</b> 3–6 plants per m <sup>2</sup> 2–3 plants per LM

1.2m				
	<b>Tropic Cascade™</b> <i>Lomandra hystrix</i> 'LHWP' (b)		<b>Green John™</b> <i>Callistemon viminalis</i> 'LJ23' (b)	
	<b>Description</b> Weeping <i>Lomandra hystrix</i>	<b>Description</b> Compact <i>Callistemon</i> with green foliage	<b>Description</b> Compact <i>Callistemon</i> with blue-green foliage	<b>Description</b> Dwarf, compact fine leaf <i>Callistemon</i> with subtle rustic new growth
	<b>Size</b> 60–80cm h x 60–80cm w	<b>Size</b> 60cm–1m h x 60cm w	<b>Size</b> 60cm–1.2m h x 60cm–90cm w	<b>Size</b> 60cm–1.5m h x 60cm–1m w depending on conditions
	<b>Uses</b> Specimen/mass planting for residential/commercial use	<b>Uses</b> Specimen plant or contrast plant	<b>Uses</b> Specimen plant or contrast plant	<b>Uses</b> Hedge, specimen shrub
	<b>Position</b> Full sun to heavy shade	<b>Position</b> Full sun to part shade	<b>Position</b> Full sun to part shade	<b>Position</b> Full sun to part shade
	<b>Soil Type</b> Most soil types	<b>Soil Type</b> Sandy to well drained soil types	<b>Soil Type</b> Sandy to well drained soil	<b>Soil Type</b> Most soil types
	<b>Density</b> 2–6 plants per m <sup>2</sup> 1.5–3 plants per LM	<b>Density</b> 3–6 plants per m <sup>2</sup> 2–2.5 plants per LM	<b>Density</b> 3–5 plants per m <sup>2</sup> 1.5–2 plants per LM	<b>Density</b> 1–3 plants per m <sup>2</sup> 1–2 plants per LM







			
<b>Emerald Arch®</b> <i>Dianella tasmanica</i> 'DT23' (L)	<b>Cosmic Pink™</b> <i>Rhaphiolepis indica</i> 'RAPH02' (L)	<b>Eskdale</b> <i>Poa labillardieri</i> 'Eskdale' (L)	<b>Mighty Sunset™</b> <i>Aloe hybrid</i> 'AL03' (L)
<b>Description</b> Flax lily with broad arching leaves <b>Size</b> 55cm h x 50cm w <b>Uses</b> Mass plantings and specimen plantings <b>Position</b> Full sun to heavy shade <b>Soil Type</b> Well drained to clay soils; avoid very poor soil <b>Density</b> 4–6 plants per m <sup>2</sup> 2–3 plants per LM	<b>Description</b> Tough <i>Rhaphiolepis</i> with large pink flowers <b>Size</b> 50–80cm h x 50–80cm w <b>Uses</b> Water efficient gardens and landscapes <b>Position</b> Full sun–moderate shade <b>Soil Type</b> Sandy to well drained clay soils <b>Density</b> 2–4 plants per m <sup>2</sup> 1–3 plants per LM	<b>Description</b> Long lived <i>Poa</i> with fine blue leaves <b>Size</b> 60cm h x 50cm w <b>Uses</b> Mass plantings, gardens, rockeries and slopes <b>Position</b> Full sun to part shade <b>Soil Type</b> Wide variety of soils <b>Density</b> 4–10 plants per m <sup>2</sup> 2–4 plants per LM	<b>Description</b> Semi-compact <i>Aloe</i> <b>Size</b> 95cm high flowers; 60cm h x 50cm w foliage <b>Uses</b> Mass planting, feature plantings, rockeries and along fences <b>Position</b> Full sun to part shade <b>Soil Type</b> Most soil types <b>Density</b> 1–3 plants per m <sup>2</sup> 2–3 plants per LM

			
<b>Breeze®</b> <i>Dianella caerulea</i> 'DCNCO' (L)	<b>Fine Divine™</b> <i>Dietes bicolor</i> 'Di2' (L)	<b>Grand Star™</b> <i>Dietes grandiflora</i> 'Di1' (L)	<b>Obsession™</b> <i>Nandina domestica</i> 'SEIKA' (L)
<b>Description</b> 'No cane' <i>Dianella caerulea</i> <b>Size</b> 60–70cm h x w <b>Uses</b> Mass planting, grassy gardens <b>Position</b> Full sun to part shade <b>Soil Type</b> Most soils, except poor soil lacking nutrition <b>Density</b> 4–6 plants per m <sup>2</sup> 2–3 plants per LM	<b>Description</b> Compact <i>Dietes</i> ; rarely produces seed <b>Size</b> 60–70cm h x 60–70cm <b>Uses</b> Residential and commercial landscapes <b>Position</b> Full sun to part shade <b>Soil Type</b> Most soil types <b>Density</b> 4–6 plants per m <sup>2</sup> 2–3 plants per LM	<b>Description</b> Semi-compact <i>Dietes</i> ; rarely produces seed <b>Size</b> 60–70cm h x 60–70cm <b>Uses</b> Residential and commercial landscapes <b>Position</b> Full sun to part shade <b>Soil Type</b> Most soil types <b>Density</b> 4–6 plants per m <sup>2</sup> 2–3 plants per LM	<b>Description</b> Red flushing dwarf <i>Nandina</i> ; red all year <b>Size</b> 60–70cm h x 60–70cm w <b>Uses</b> Low hedge, shrub or feature <b>Position</b> Full sun–moderate shade <b>Soil Type</b> Well drained soil <b>Density</b> 3–6 plants per m <sup>2</sup> 2–3 plants per LM

			
<b>Katrinus Deluxe</b> <i>Lomandra longifolia</i> 'Katrinus Deluxe' (L)	<b>King Alfred®</b> <i>Dianella caerulea</i> 'JOHN316' (L)	<b>Mighty Orange™</b> <i>Aloe hybrid</i> 'AL01' (L)	<b>Ozbreed Aussie Box®</b> <i>Westringia hybrid</i> 'WES08' (L)
<b>Description</b> Improved semi-compact fine leaf <i>Lomandra</i> <b>Size</b> 70cm h x 70cm w <b>Uses</b> Mass/specimen planting <b>Position</b> Full sun to moderate shade <b>Soil Type</b> Sandy, sandy loam to clay soils* <b>Density</b> 2–6 plants per m <sup>2</sup> 1.5–2 plants per LM	<b>Description</b> Dense, compact blue green foliage <b>Size</b> 70cm h x 70cm w <b>Uses</b> Mass/specimen planting; erosion control <b>Position</b> Full sun–moderate shade <b>Soil Type</b> Wide variety of soils; avoid very poor soil <b>Density</b> 2–4 plants per m <sup>2</sup> 1.5–2 plants per LM	<b>Description</b> Mid-sized <i>Aloe</i> <b>Size</b> 1.2m high flowers; 70cm h x 70cm w foliage <b>Uses</b> Feature plantings, rockeries and along fences <b>Position</b> Full sun to part shade <b>Soil Type</b> Most soil types <b>Density</b> 1–2 plants per m <sup>2</sup> 2–3 plants per LM	<b>Description</b> Native box hedge with tight, compact growth <b>Size</b> 70–95cm h x w unpruned 40–60cm h x w pruned <b>Uses</b> Hedges, borders, mass plantings, containers <b>Position</b> Full sun to light shade <b>Soil Type</b> Most soil types <b>Density</b> 2–4 plants per m <sup>2</sup> 1.5–3 plants per LM

\*Best not planted on foredunes.

1.5m



**Crimson Villea™**  
*Grevillea rosmarinifolia* 'H16' (L)

Description	Tough, compact Grevillea with masses of crimson flowers; winter flowering
Size	80cm h x 80cm w
Uses	Mass planting, native gardens and rockeries
Position	Full sun to light shade
Soil Type	Well drained soils
Density	1–2 plants per m² 1–1.5 plants per LM

**Nyalla®**  
*Lomandra longifolia* 'LM400' (L)

Description	Improved semi-compact blue-grey fine leaf
Size	80–90cm h x w
Uses	Mass/specimen planting
Position	Full sun to moderate shade
Soil Type	Sandy, sandy loam to clay soils
Density	2–5 plants per m² 1–2 plants per LM





**Flamin®**  
*Phormium tenax* 'PH0S3' (L)

Description	Semi-compact, tri-tone Phormium
Size	80–90cm h x w
Uses	Mass plantings, rockeries or ornamental gardens
Position	Full sun to part shade
Soil Type	Wide variety of soil types
Density	1–4 plants per m² 1–2 plants per LM

**Purple Lea®**  
*Pennisetum alopecuroides* 'PA400' (L)

Description	Showy, clumping native perennial with purple flower heads
Size	80–90cm h x w
Uses	Mass or accent plantings for borders, rockeries etc
Position	Full sun to part shade
Soil Type	Sandy to heavy clay soils
Density	2–6 plants per m² 1–2 plants per LM

2.4m



**Blue Gem™**  
*Westringia hybrid* 'WES03' (L)

Description	Shrubby Westringia; masses of flowers
Size	1–1.5m h x 80cm–1.3m w
Uses	Feature plant, mass plantings, native gardens
Position	Full sun to light shade
Soil Type	Sandy to well drained clay soils
Density	1–3 plants per m² 1–2 plants per LM

**Autumn Twist™**  
*Rhododendron hybrid* 'CONLEP' (L)

Description	Landscape Azalea; repeat bloom white and fuschia striped flowers
Size	1.2m h x 1m w
Uses	Specimen/mass planting in gardens and borders
Position	Full sun to part shade
Soil Type	Well drained soil
Density	1–3 plants per m² 1–2 plants per LM





**Autumn Royalty™**  
*Rhododendron hybrid* 'CONLEC' (L)

Description	Landscape Azalea; repeat bloom fuschia flowers
Size	1.25m h x 1.25m w
Uses	Specimen/mass planting in gardens and borders
Position	Full sun to part shade
Soil Type	Well drained soil
Density	1–3 plants per m² 1–2 plants per LM

**Queen Mum™**  
*Agapanthus orientalis* 'PMN06' (L)

Description	Agapanthus; extra large white and blue flowers
Size	1.5m h x 1.2m w
Uses	Garden beds, borders, patio pots, planter boxes
Position	Full sun–moderate shade
Soil Type	Most soil types
Density	2–4 plants per m² 1.5–3 plants per LM

4m



**Coastal Pink™**  
*Correa alba* 'COR10' (L)

Description	Medium coastal shrub
Size	2m h x 2m w
Uses	Small hedge, mass planted shrub
Position	Full sun to light shade
Soil Type	Prefers reasonably drained soil
Density	1–2 plants per m² 1–2 plants per LM

**Naringa™**  
*Westringia hybrid* 'WES01' (L)

Description	Fast establishing, hedging Westringia
Size	2.2m x 1.5m unpruned 1m h x 60cm w pruned
Uses	Hedging/specimen plant
Position	Full sun to part shade
Soil Type	Sandy to well drained clay soils
Density	1–2 plants per m² 1–2 plants per LM





**Red Alert™**  
*Callistemon viminalis* 'KPS38' (L)

Description	Compact, red new growth foliage Callistemon
Size	2–2.4m h x 1.5–2m w unpruned; 60cm–2m h x 50cm–1.5m w pruned
Uses	Hedge, specimen shrub
Position	Full sun to part shade
Soil Type	Most soil types
Density	1–2 plants per m² 1–2 plants per LM

**Slender Bells White™**  
*Pandorea jasminoides* 'PJ01' (L)





Description	A more dense, compact climber
Size	2–3m h x 40–60cm w pruned; 80cm–2m w unpruned
Uses	Climber, narrow spaces
Position	Full sun to part shade
Soil Type	Most soil types
Density	1–3 per LM





			
<b>Wyeena®</b> <i>Dianella tasmanica</i> 'TAS300' (♂)	<b>Lucky Stripe™</b> <i>Lomandra hystrix</i> 'LMV200' (♂)	<b>Cloudy Days</b> <i>Agapanthus orientalis</i> 'CLOUDY DAYS' (♂)	<b>Twizzler™</b> <i>Lepironia articulata</i>
<b>Description</b> Variegated, cold tolerant <b>Size</b> 80–90cm h x w <b>Uses</b> Mass/feature plantings; commercial and residential use <b>Position</b> Full sun to part shade <b>Soil Type</b> Heavy clay to free draining soil types* <b>Density</b> 2–5 plants per m <sup>2</sup> 1.5–3 plants per LM	<b>Description</b> White/green variegated <i>Lomandra hystrix</i> <b>Size</b> 80cm–1m h x 90cm w <b>Uses</b> Feature/mass planting <b>Position</b> Full sun to part shade <b>Soil Type</b> Sandy loam to heavy clay <b>Density</b> 1–2 plants per m <sup>2</sup> 1–2 plants per LM	<b>Description</b> Mid-sized Agapanthus; dual coloured flowers <b>Size</b> 1m h x 80cm w <b>Uses</b> Garden beds, borders, patio pots, planter boxes <b>Position</b> Full sun–moderate shade <b>Soil Type</b> Most soil types <b>Density</b> 3–6 plants per m <sup>2</sup> 2–3 plants per LM	<b>Description</b> Twisted, reed like foliage <b>Size</b> 1–1.3m h x 40–60cm w <b>Uses</b> Wet and moist landscapes <b>Position</b> Full sun to 70% shade <b>Soil Type</b> Loam to clay loam moist soil types <b>Density</b> 2–4 plants per m <sup>2</sup> 1–2 plants per LM

\*Avoid very poor soil.

			
<b>Red Fence™</b> <i>Photinia x fraseri</i> 'CP01' (♂)	<b>Katie Belles™</b> <i>Lomandra hystrix</i> 'LHBYF' (♂)	<b>Cosmic White™</b> <i>Rhaphiolepis indica</i> 'RAPH01' (♂)	<b>Macarthur™</b> <i>Callistemon viminalis</i> 'LC01' (♂)
<b>Description</b> Compact, strong growing Photinia <b>Size</b> 1.5m h x 1m w after 5 yrs; reaches 2m in good soil <b>Uses</b> As a fence, short screen or hedge <b>Position</b> Full sun to part shade <b>Soil Type</b> Most types <b>Density</b> 1–2 plants per m <sup>2</sup> 2 plants per LM	<b>Description</b> Full sized <i>Lomandra hystrix</i> ; mass flowering <b>Size</b> 1.5–1.8m h x 1.2–1.5m w <b>Uses</b> Feature/mass planting; for periodically wet areas <b>Position</b> Full sun to heavy shade <b>Soil Type</b> Sandy loam to heavy clay <b>Density</b> 1–3 plants per m <sup>2</sup> 1–1.5 plants per LM	<b>Description</b> Tough Rhaphiolepis with large white flowers <b>Size</b> 1.5–2m h x 1.5m w <b>Uses</b> Hardy shrub for just about any location <b>Position</b> Full sun–moderate shade <b>Soil Type</b> Sandy to well drained clay soils <b>Density</b> 1–3 plants per m <sup>2</sup> 1–1.5 plants per LM	<b>Description</b> More compact, better flowering Callistemon; bushy growth habit <b>Size</b> 1.8m h x 1.5m w <b>Uses</b> Medium sized shrub <b>Position</b> Full sun to part shade <b>Soil Type</b> Tolerates most soil conditions <b>Density</b> 1–2 plants per m <sup>2</sup> 1–1.5 plants per LM

			
<b>Dense Fence™</b> <i>Viburnum odoratissimum</i> 'VOC1' (♂)	<b>Slim™</b> <i>Callistemon viminalis</i> 'CV01' (♂)	<b>Thin Red™</b> <i>Photinia x fraseri</i> 'NP01' (♂)	<b>Quick Fence™</b> <i>Viburnum odoratissimum</i> 'VQ01' (♂)
<b>Description</b> Dense screen; subtle red new growth <b>Size</b> 2.5m h x 2m w <b>Uses</b> Screen, hedge, small feature tree, patio pots <b>Position</b> Full sun to part shade <b>Soil Type</b> Most types; prefers well drained soil <b>Density</b> 1–2 plants per m <sup>2</sup> 1–2 plants per LM	<b>Description</b> Callistemon with narrow, slimline growth habit <b>Size</b> 3m h x 1.3m w <b>Uses</b> Screen, hedge or feature for tight planting areas <b>Position</b> Full sun to part shade <b>Soil Type</b> Most soil types <b>Density</b> 1–3 plants per m <sup>2</sup> 1–1.5 plants per LM	<b>Description</b> Narrow plant with red new growth foliage <b>Size</b> 3–4m h x 60cm w <b>Uses</b> Screening and hedging for narrow spaces <b>Position</b> Full sun to part shade <b>Soil Type</b> Most types <b>Density</b> 1 plant per m <sup>2</sup> 2 plants per LM	<b>Description</b> Fast growing, mid-sized Viburnum shrub <b>Size</b> 4m h x 2.5m w <b>Uses</b> Screening and hedging <b>Position</b> Full sun to part shade <b>Soil Type</b> Most types; prefers well drained soil <b>Density</b> 1 plant per 1–2 m <sup>2</sup> 1 plant per 1–2 LM

<div> <div>10m</div>  </div>			
Sublime™ <i>Acmena smithii</i> 'DOW30' (L)		Straight and Narrow™ <i>Syzygium australe</i> 'SAN01' (L)	
Description  Size  Uses  Position  Soil Type  Density	Mid sized Acmena tree; lime green new growth	Description  Size  Uses  Position  Soil Type  Density	Slender, semi-compact, Psyllid resistant Lilly Pilly
	5m h x 2–3m w		5–8m h x 1–1.5m w
	Screening, hedges, garden features		Constricted planting areas and topiary
	Full sun to part shade		Full sun to shade
	Well drained to heavy clay loams		Moist, well drained soils
		Red Head™ <i>Acmena smithii</i> 'BWNRED' (L)	
Description  Size  Uses  Position  Soil Type  Density	Psyllid resistant tree with dense foliage	Description  Size  Uses  Position  Soil Type  Density	6m h x 2.5m w
	Hedging and specimen planting		Full sun to part shade
	Well drained to heavy clay soil types		1 plant per 1–5m² 1 plant per 1–2 LM
		Vintage Red™ <i>Eucalyptus cladocalyx</i> 'EUC78' (L)	
Description  Size  Uses  Position  Soil Type  Density	Red foliage Eucalyptus tree	Description  Size  Uses  Position  Soil Type  Density	6–8m h x 3–4m w
	Attractive foliage plant or specimen tree		Full sun to part shade
	Sandy loam to well drained clay soils		1 plant per 3–8m² 1 plant per 2–4 LM







Pinnacle™ <i>Syzygium australe</i> 'AATS' (L)		Luscious® <i>Tristaniopsis laurina</i> 'DOW10' (L)	
Description	Neat, narrow Lilly Pilly	Description	Lush and dense form of <i>Tristaniopsis</i>
Size	6–10m h x 1–1.5m w	Size	7–12m h x 5m w
Uses	Tight planting zones, along fences & driveways	Uses	Street planting, parks and ovals, home gardens
Position	Full sun to part shade	Position	Full sun to part shade
Soil Type	Moist, well drained soils	Soil Type	Tolerates a wide range of soils
Density	1 plant per 1–2m² 1–1.5 plants per LM	Density	1 plant per 2–6m² 1 plant per 3–5 LM



.....

## Still need help selecting the right plant?

.....

**Visit [bestplants.com.au](https://bestplants.com.au)**

This website from Ozbreed helps you find the best plants for you, whether its for a rooftop, rain garden, modern garden or something else. Simply choose the options that suit you to show a selection of plants that will work.



## Screening & Hedging Plants



.....

## Want to keep those nosy neighbours out?

.....

**Visit [screenhedgeplants.com.au](https://screenhedgeplants.com.au)**

Another fantastic website developed by Ozbreed to help you find a hedging and screening plant to suit your needs.

# TOP PLANTS FOR DIFFERENT USES

## Top Plants for Mass Planting



Shara™ Lomandra

The following ten plants have proven over time to handle the tough conditions of low maintenance mass plantings. There is a wide variety of shrubs, ground covers and strappy leaf plants in this selection that are drought tolerant, cold hardy and look great planted en masse.

<b>Grey Box™</b> <i>Westringia fruticosa</i> 'WES04' (L)	Compact ball shape; partially wet or dry
<b>Mundi™</b> <i>Westringia fruticosa</i> 'WES05' (L)	Ground cover, small white flowers
<b>Tanika®</b> <i>Lomandra longifolia</i> 'LM300' (L)	Improved, compact, fine leaf form
<b>Shara™</b> <i>Lomandra fluviatilis</i> 'ABU7' (L)	Fine leaf, compact; partially wet or dry
<b>Little Jess™</b> <i>Dianella caerulea</i> 'DCMP01' (L)	Compact, dwarf Flax Lily
<b>Cassa Blue™</b> <i>Dianella caerulea</i> 'DBB03' (L)	Clumping, compact form with rich blue foliage
<b>Tasred®</b> <i>Dianella tasmanica</i> 'TR20' (L)	Contrasting green and red toned foliage
<b>Nyalla®</b> <i>Lomandra longifolia</i> 'LM400' (L)	Semi-compact blue-grey fine leaf
<b>Yareena™</b> <i>Myoporum parvifolium</i> 'PARV01' (L)	Crisp, clean, longer lived foliage
<b>Green John™</b> <i>Callistemon viminalis</i> 'LJ23' (L)	Compact Callistemon with green foliage



Grey Box™ Westringia

## Top Shade Plants

These plants can work in very heavily shaded positions.

<b>Just Right®</b> <i>Liriope muscari</i> 'LIRJ' (L)	Evergreen, clean growing Liriope
<b>Amethyst™</b> <i>Liriope muscari</i> 'LIRTP' (L)	Compact foliage, deep purple flowers
<b>Isabella®</b> <i>Liriope muscari</i> 'LIRF' (L)	Fine leaf, compact, spreading Liriope
<b>Tanika®</b> <i>Lomandra longifolia</i> 'LM300' (L)	Improved, compact, fine leaf form
<b>Silverlawn™</b> <i>Liriope muscari</i> 'LIRSS' (L)	Low growing, variegated; looks silver from a distance
<b>Pink Pearl™</b> <i>Liriope muscari</i> 'VS001' (L)	Compact, variegated green and cream foliage
<b>Tropic Cascade™</b> <i>Lomandra hystrix</i> 'LHWP' (L)	<i>Lomandra hystrix</i> with weeping foliage
<b>Katie Belles™</b> <i>Lomandra hystrix</i> 'LHBYF' (L)	Full sized <i>Lomandra hystrix</i> ; mass flowering
<b>Katrinus Deluxe™</b> <i>Lomandra longifolia</i> 'Katrinus Deluxe' (L)	Improved semi-compact fine leaf form
<b>Tasred®</b> <i>Dianella tasmanica</i> 'TR20' (L)	Contrasting green and red toned foliage



Isabella® Liriope

## Top Greenwall Plants

We recommend using these plants for greenwalls based on trials. See the research on our website for more information and tips for a successful greenwall: [ozbreed.com.au/landscape-gardening-plants-and-turf-research](http://ozbreed.com.au/landscape-gardening-plants-and-turf-research).

<b>Shara™</b> <i>Lomandra fluviatilis</i> 'ABU7' (L)	Fine leaf, compact; partially wet or dry
<b>Tanika®</b> <i>Lomandra longifolia</i> 'LM300' (L)	Improved, compact, fine leaf form
<b>Tropic Cascade™</b> <i>Lomandra hystrix</i> 'LHWP' (L)	<i>Lomandra hystrix</i> with weeping foliage
<b>Grey Box™</b> <i>Westringia fruticosa</i> 'WES04' (L)	Compact ball shape; partially wet or dry
<b>Mundi™</b> <i>Westringia fruticosa</i> 'WES05' (L)	Ground cover, small white flowers
<b>Just Right®</b> <i>Liriope muscari</i> 'LIRJ' (L)	Evergreen, clean growing Liriope
<b>Amethyst™</b> <i>Liriope muscari</i> 'LIRTP' (L)	Compact foliage, deep purple flowers
<b>Silverlawn™</b> <i>Liriope muscari</i> 'LIRSS' (L)	Low growing, variegated; looks silver from a distance
<b>Obsession™</b> <i>Nandina domestica</i> 'SEIKA' (L)	Red dwarf Nandina; red foliage 9 months of the year
<b>Little Ruby™</b> <i>Alternanthera dentata</i> 'LRU30' (L)	Compact, spreading ground cover with deep burgundy foliage



Top Rain Garden Plants

A recent study has shown that the following type of plants are suitable for rain gardens. For more information, see [ozbreed.com.au/landscape-gardening-plants-and-turf-research](http://ozbreed.com.au/landscape-gardening-plants-and-turf-research).



<b>Shara™</b> <i>Lomandra fluviatilis</i> 'ABU7' (L)	Fine leaf, compact; partially wet or dry
<b>Katie Belles™</b> <i>Lomandra hystrix</i> 'LHBYF' (L)	Full sized <i>Lomandra hystrix</i> ; mass flowering
<b>Tropic Cascade™</b> <i>Lomandra hystrix</i> 'LHWP' (L)	<i>Lomandra hystrix</i> with weeping foliage
<b>Nafray®</b> <i>Pennisetum alopecuroides</i> 'PA300' (L)	Compact, clumping native grass
<b>Pennstripe™</b> <i>Pennisetum alopecuroides</i> 'PAV300' (L)	Variegated, compact clumping grass
<b>Purple Lea®</b> <i>Pennisetum alopecuroides</i> 'PA400' (L)	Showy, clumping plant; purple flowers
<b>Feather Top™</b> <i>Baloskion tetraphyllum</i>	Clumping perennial herb
<b>Twizzler™</b> <i>Lepironia articulata</i>	Twisted, glaucous reed-like foliage
<b>Grey Box™</b> <i>Westringia fruticosa</i> 'WES04' (L)	Compact ball shape; partially wet or dry
<b>Just Right®</b> <i>Liriope muscari</i> 'LIRJ' (L)	Evergreen, clean growing Liriope



Top Salt Tolerant Plants

These plants were chosen based on research or common knowledge. For more information and the full paper, see [ozbreed.com.au/landscape-gardening-plants-and-turf-research](http://ozbreed.com.au/landscape-gardening-plants-and-turf-research).

<b>Nyalla®</b> <i>Lomandra longifolia</i> 'LM400' (L)	Semi-compact blue-grey fine leaf
<b>Cosmic White™</b> <i>Raphiolepis indica</i> 'RAPH01' (L)	Tough Raphiolepis; large white flowers
<b>Cosmic Pink™</b> <i>Raphiolepis indica</i> 'RAPH02' (L)	Tough Raphiolepis; large pink flowers
<b>Ozbreed Aussie Box®</b> <i>Westringia hybrid</i> 'WES08' (L)	Native box hedge; tight, compact growth
<b>Grey Box™</b> <i>Westringia fruticosa</i> 'WES04' (L)	Compact ball shape; partially wet or dry
<b>Mundi™</b> <i>Westringia fruticosa</i> 'WES05' (L)	Ground cover, small white flowers
<b>Naringa™</b> <i>Westringia hybrid</i> 'WES01' (L)	Fast establishing, hedging Westringia
<b>Blue Gem™</b> <i>Westringia hybrid</i> 'WES03' (L)	Shrubby Westringia; masses of flowers
<b>Little Jess™</b> <i>Dianella caerulea</i> 'DCMP01' (L)	Compact, dwarf Flax Lily
<b>Cassa Blue™</b> <i>Dianella caerulea</i> 'DBB03' (L)	Clumping, compact form with rich blue foliage

Top Screening Plants

These shrubs are excellent for creating privacy.

<b>Slim™</b> <i>Callistemon viminalis</i> 'CV01' (L)	Narrow, slimline growth habit
<b>Sublime™</b> <i>Acmena smithii</i> 'DOW30' (L)	Mid-sized Acmena tree; lime green new growth foliage
<b>Red Head™</b> <i>Acmena smithii</i> 'BWNRED' (L)	Psyllid resistant tree with dense foliage
<b>Pinnacle™</b> <i>Syzygium australe</i> 'AATS' (L)	Neat, narrow Lily Pilly
<b>Quick Fence™</b> <i>Viburnum odoratissimum</i> 'VOQ1' (L)	Quick growing Viburnum; glossy green foliage
<b>Dense Fence™</b> <i>Viburnum odoratissimum</i> 'VOC1' (L)	Dense screen with subtle red new growth
<b>Straight and Narrow™</b> <i>Syzygium australe</i> 'SAN01' (L)	Psyllid resistant Lilly Pilly; naturally very narrow growing



Top Greenroof Plants

These plants were selected based on research from the University of Western Sydney, a USA Texas study and similar plants. See [ozbreed.com.au/landscape-gardening-plants-and-turf-research](http://ozbreed.com.au/landscape-gardening-plants-and-turf-research) for more information, including the full paper.

<b>Shara™</b> <i>Lomandra fluviatilis</i> 'ABU7' (l)	Fine leaf, compact; partially wet or dry
<b>Mundi™</b> <i>Westringia fruticosa</i> 'WES05' (l)	Ground cover, small white flowers
<b>Yareena™</b> <i>Myoporum parvifolium</i> 'PARV01' (l)	Crisp, clean, longer lived foliage
<b>Tanika®</b> <i>Lomandra longifolia</i> 'LM300' (l)	Improved, compact, fine leaf form
<b>Green John™</b> <i>Callistemon viminalis</i> 'LJ23' (l)	Compact Callistemon with green foliage
<b>Double Gold™</b> <i>Gazania hybrid</i> 'GT20' (l)	Spreading ground cover; more flowers
<b>Grey Box™</b> <i>Westringia fruticosa</i> 'WES04' (l)	Compact ball shaped plant; part wet or dry
<b>Lucia™</b> <i>Dianella caerulea</i> 'DC101' (l)	Low growing, spreading Dianella
<b>Aussie Rambler™</b> <i>Carpobrotus glaucescens</i> 'CAR10' (l)	Spreading ground cover; large flowers
<b>Nyalla®</b> <i>Lomandra longifolia</i> 'LM400' (l)	Semi-compact blue-grey fine leaf

Top Erosion Control Plants

From the research paper *Quantifying the Strengthening of Soil By Commonly Used Landscape Plants*. See [ozbreed.com.au/landscape-gardening-plants-and-turf-research](http://ozbreed.com.au/landscape-gardening-plants-and-turf-research) for more information, including the full paper.

<b>King Alfred®</b> <i>Dianella caerulea</i> 'JOHN316' (l)	Dense, compact blue-green foliage
<b>Nafray®</b> <i>Pennisetum alopecuroides</i> 'PA300' (l)	Compact, clumping native grass
<b>Katrinus Deluxe</b> <i>Lomandra longifolia</i> 'Katrinus Deluxe' (l)	Improved semi-compact fine leaf form
<b>Nyalla®</b> <i>Lomandra longifolia</i> 'LM400' (l)	Semi-compact blue-grey fine leaf
<b>Breeze®</b> <i>Dianella caerulea</i> 'DCNCO' (l)	'No cane' <i>Dianella caerulea</i>
<b>Katie Belles™</b> <i>Lomandra hystrix</i> 'LHBYF' (l)	Full sized <i>Lomandra hystrix</i> ; mass flowering
<b>Shara™</b> <i>Lomandra fluviatilis</i> 'ABU7' (l)	Fine leaf, compact; partially wet or dry
<b>Tropic Cascade™</b> <i>Lomandra hystrix</i> 'LHWP' (l)	<i>Lomandra hystrix</i> with weeping foliage
<b>Lucia™</b> <i>Dianella caerulea</i> 'DC101' (l)	Low growing, spreading Dianella
<b>Tanika®</b> <i>Lomandra longifolia</i> 'LM300' (l)	Improved, compact, fine leaf form

Top Fire Retardant Plants

The top fire retardant plants in this list are based on scientific evidence and suggestions from various articles. See [ozbreed.com.au/landscape-gardening-plants-and-turf-research](http://ozbreed.com.au/landscape-gardening-plants-and-turf-research) for more information.

Please note that any plant can burn when exposed to enough flames and heat, it is just that some are less likely, or may take longer to ignite. For this reason you cannot rely on plant selection alone to stop bush fires, but it makes sense to use plants that generally delay in their ignition.

<b>Tanika®</b> <i>Lomandra longifolia</i> 'LM300' (l)	Improved, compact, fine leaf form
<b>Nyalla®</b> <i>Lomandra longifolia</i> 'LM400' (l)	Semi-compact blue-grey fine leaf
<b>Katrinus Deluxe</b> <i>Lomandra longifolia</i> 'Katrinus Deluxe' (l)	Improved semi-compact fine leaf form
<b>Gold Velvet</b> <i>Anigozanthos hybrid</i> 'Gold Velvet' (l)	Mid-sized Kangaroo Paw; yellow flowers
<b>Amber Velvet</b> <i>Anigozanthos hybrid</i> 'Amber Velvet' (l)	Mid-sized Kangaroo Paw; red/ yellow flower
<b>Regal Velvet</b> <i>Anigozanthos hybrid</i> 'Regal Velvet' (l)	Mid-sized Kangaroo Paw; red/ green flower
<b>Ruby Velvet™</b> <i>Anigozanthos hybrid</i>	Mid-sized Kangaroo Paw; red flowers
<b>Free Fall™</b> <i>Casuarina glauca prostrate</i> 'CAS01' (l)	Wide spreading ground cover
<b>Queen Mum™</b> <i>Agapanthus orientalis</i> 'PMN06' (l)	Large white and blue dual coloured flowers
<b>Cloudy Days</b> <i>Agapanthus orientalis</i> 'Cloudy Days' (l)	Mid-sized; dual coloured flowers





# PLANTS NATIVE TO WESTERN AUSTRALIA

## STRAPPY LEAF PLANTS

### Little Rev™

*Dianella revoluta* 'DR5000' (b)

### Revelation®

*Dianella revoluta* 'DRG04' (b)

## VELVET KANGAROO PAWS

### Gold Velvet

*Anigozanthos hybrid* 'Gold Velvet' (b)

### Amber Velvet

*Anigozanthos hybrid* 'Amber Velvet' (b)

### Regal Velvet

*Anigozanthos hybrid* 'Regal Velvet' (b)

### Ruby Velvet™

*Anigozanthos hybrid*

## NATIVE SHRUBS & GROUND COVERS

### Blue Horizon™

*Eremophila glabra prostrate* 'EREM1' (b)

### Ocean Reef™

*Hibbertia spicata* 'WA01' (b)

### Aussie Flat Bush™

*Rhagodia spinescens* 'SAB01' (b)

## EMPORIUM RANGE OF PLANTS

### Kingsdale™

*Poa poiformis* 'PP500' (b)

### Everlasting Amber™

*Anigozanthos hybrid*

### Everlasting Gold™


*Anigozanthos hybrid* 'KP02' (b)

### Everlasting Mega Gold™

*Anigozanthos hybrid* 'KP03' (b)

### Everlasting Red™

*Anigozanthos hybrid*





# Know Your Lomandras



1

## 1. Evergreen Baby™ *Lomandra labill.* 'LM600' PBR

Tough, compact, fine leaf, wet feet & drought tolerant, 100% Phytophthora resistant (at time of printing). 40–45cm H x 45cm W

2

## 2. Shara™ *Lomandra fluvialtilis* 'ABU7' PBR

Tidy, tough, compact, fine leaf, humidity & drought tolerant, 100% Phytophthora resistant (at time of printing). 55cm H x 50cm W

3

## 3. Tanika® *Lomandra longifolia* 'LM300' PBR

Reliable, tough, fine leaf, very drought tolerant, low maintenance, soft evergreen foliage. 50–60cm H x 65cm W

4

## 4. Tropic Cascade™ *Lomandra hystrix* 'LHWP' PBR

Compact weeping foliage, handles periodic wet feet, highly Phytophthora resistant, good erosion control option. 60–80cm H x 60–80cm W

5

## 5. *Lomandra longifolia* 'KATRINUS DELUXE' PBR

Clean growing, uniform, great erosion control plant, can survive on natural rain fall, frost & drought tolerant. 70cm H x 70cm W

6

## 6. Nyalla® *Lomandra longifolia* 'LM400' PBR

Toughest for coastal & salt laden winds, versatile, low maintenance, good erosion control, drought & cold tolerant. 80–90cm H x 80–90cm W

7

## 7. Lucky Stripe™ *Lomandra hystrix* 'LMV200' PBR

Reliable, tough, ultra clean variegated foliage, drought & humidity tolerant, long lived, highly Phytophthora resistant. 80cm–1m H x 90cm W

8

## 8. Katie Belles™ *Lomandra hystrix* 'LHBYF' PBR

Best performing, evergreen Australian native rain garden plant, drought, cold & coast tolerant, highly Phytophthora resistant. 1.5–1.8m H x 1.2–1.5m W

\*Note: Please refer to Quick Plant Selection Guide to see if plant is compatible in your state



# Know Your Westringias

2000mm

1000mm

300mm

1

## 1. Low Horizon™ *Westringia fruticosa* 'WES06' PBR

Dense, ultra-compact ground cover Westringia. It is the lowest maintenance ground cover Westringia available. 30cm H x 70cm W

2

## 2. Grey Box™ *Westringia fruticosa* 'WES04' PBR

Provides great colour contrast with grey foliage and white flowers. Great as a low hedge, or left in its natural ball shape. 30–45cm H x 30–45cm W (unpruned), 30cm H x 30cm W (pruned)

3

## 3. Mundi™ *Westringia fruticosa* 'WES05' PBR

A tough, beautiful and versatile ground cover. Can be left unpruned whilst still maintaining a tidy form. Masses of white flowers. 40–50cm H x 1.5m W

4

## 4. Ozbreed Aussie Box® *Westringia hybrid* 'WES08' PBR

A great native alternative to exotic box plants, and generally requires less pruning than other Westringias. Drought tolerant. 70–95cm H x 70–95cm W (unpruned), 40–60cm H x 40–60cm W (pruned)

5

## 5. Blue Gem™ *Westringia hybrid* 'WES03' PBR

One of the most vivid flowering Westringia available, with amazing bluish-purple flowers. Great in native gardens. 1–1.5m H x 80cm–1.3m W

6

## 6. Naringa™ *Westringia hybrid* 'WES01' PBR

One of the best hedging Westringia available for medium to tall hedges. Very fast establishing hedge, requires less pruning than other Westringia. 2.2m H x 1.5m W (unpruned), 1m H x 60cm wide (pruned)

*\*Note: Please refer to Quick Plant Selection Guide to see if plant is compatible in your state*



# Know Your Liriopes



1

## **1. Pink Pearl™ *Liriope muscari* 'VS0001' PBR**

Elegant cream and green variegated foliage. Tough plant in both sun and shade. Vibrant pink flowers. Compact & low growing.  
 25cm H x 25cm W

2

## **2. Pure Blonde™ *Liriope muscari* 'LIRBLONDE' PBR**

Stunning blonde foliage in spring. Clumping plant. Still tough but performs better protected from wind & full sun. Limited supply available.  
 30cm H x 40cm W

3

## **3. Silverlawn™ *Liriope muscari* 'LIRSS' PBR**

Clean variegated foliage. Looks almost silver from a distance. Excellent low growing contrast plant. Superb lawn alternative for heavily shaded areas.  
 35cm H x 40cm W

4

## **4. Isabella® *Liriope muscari* 'LIRF' PBR**

Great as a garden border, or as a mow once per year lawn alternative for heavily shaded areas. Better performer than Mondo in drought, full sun and frost.  
 40cm H x 50cm W (15–20cm H x 20–30cm W when mown once a year)

5

## **5. Amethyst™ *Liriope muscari* 'LIRTP' PBR**

Compact Liriope with dark green foliage that contrast with deep purple flowers that sit well above the foliage. Grows well all over Australia.  
 40cm H x 40cm W

6

## **6. Just Right® *Liriope muscari* 'LIRJ' PBR**

Best landscape Liriope available. Consistent height that is 'just right' for landscapes. More evergreen and works all over Australia. Rarely, if ever, produces viable seed. 50cm H x 50cm W

*\*Note: Please refer to Quick Plant Selection Guide to see if plant is compatible in your state*



# Know Your Lilly Pillies



1

## 1. Sublime™ *Acmena smithii* 'DOW30' PBR

Lush, lime green new growth. Dense foliage to ground. Extremely Psyllid resistant. Highly Myrtle Rust resistant. 5m H x 2-3m W

2

## 2. Red Head™ *Acmena smithii* 'BWNRED' PBR

Dense foliage with red new growth. Extremely Psyllid resistant. Highly Myrtle Rust resistant. Fire retardant. 6m H x 2m W

3

## 3. Straight and Narrow™ *Syzygium australe* 'SAN01' PBR

Naturally very narrow growing. Excellent screen or hedge for tight planting areas. Psyllid resistant Lilly Pilly. 5-8m H x 1-1.5m W

4

## 4. Pinnacle™ *Syzygium australe* 'AATS' PBR

Very narrow growing native tree. Provides sculptured design for tight planting areas. Requires less pruning to stay narrow. 6-10m H x 1-1.5m W

5

## 5. Sweeper® *Waterhousea floribunda* 'DOW20' PBR \*

Improved variety with heavy weeping habit. Much denser form. Highly Myrtle Rust resistant. Excellent large, dense screen. 10m H x 5-8m W

\*Note: Not suited to Western Australia landscapes.

# Know Your Callistemon



1

## 1. Green John™ *Callistemon viminalis* 'LJ23' PBR

Light green new growth, good contrast to Better John™ Callistemon. Denser and faster growing than Little John. Highly Myrtle Rust resistant. 60cm-1m H x 60cm W

2

## 2. Better John™ *Callistemon viminalis* 'LJ1' PBR

A 'Better John' bred from Little John. Easier to grow, quicker to establish and better blue-green toned mature foliage colour. 60cm-1.2m H x 60-90cm W

3

## 3. Scarlet Flame™ *Callistemon viminalis* 'CC19' PBR

Ultra-compact form, fine leaf, bred from Captain Cook. Beautiful rustic red new growth, showy red flowers, self cleaning. 60cm-1.5m H x 60cm-1m W

*\*Note: Please refer to Quick Plant Selection Guide to see if plant is compatible in your state*

4

## 4. Macarthur™ *Callistemon viminalis* 'LC01' PBR

Incorporates both Little John and Captain Cook. Feature more compact growth habit and better flower presentation. Bushy & tidy growth. Myrtle Rust resistant. 1.8m H x 1.5m W

5

## 5. Red Alert™ *Callistemon viminalis* 'KPS38' PBR

Compact Callistemon hedge with vivid red new growth. Native alternative to Photinia. Part of the Ozbreed No Bees Please™ program. 2-2.4m H x 1.5-2m W (unpruned), 50cm-2m H x 40cm-1.5m W (pruned)

6

## 6. Slim™ *Callistemon viminalis* 'CV01' PBR

Unique narrow growth habit. Bottlebrush solution for tight planting areas. Great screen or hedge. Highly Myrtle Rust resistant. 3m H x 1.3m W



# Know Your Dianellas



1

## 1. Aranda™ *Dianella caerulea* 'DC150' PBR

A compact, dwarf form, very tight rhizome growth, small spread. Tidy border plant, slightly arching foliage. Cane-less Dianella. 30cm H x 35cm W

2

## 2. Lucia™ *Dianella caerulea* 'DC101' PBR

Low growing, excellent spreading Dianella. Best spreading Dianella for roadsides/median stripes, low cost ground cover option. 30–40cm H x 50cm W

3

## 3. Little Jess™ *Dianella caerulea* 'DCMP01' PBR

Best selling Dianella, almost a decade of proven performance. Dwarf, clumping growth habit. Very short compact canes, low maintenance. 40cm H x 40cm W

4

## 4. Tasred® *Dianella tasmanica* 'TR20' PBR

Tough, adaptable & reliable. Best performing, biggest selling Dianella tasmanica in Australia. Great colour contrast. 45cm H x 40–50cm W

5

## 5. Revelation® *Dianella revoluta* 'DRG04' PBR

Best performing Dianella through recent wet. Cleaner blue green foliage with more flowers. Can survive on natural rainfall. 50cm H x 50cm W

6

## 6. Clarity Blue™ *Dianella hybrid* 'DP401' PBR

A cross between Cassa Blue® and Utopia® Dianella. Clean blue foliage with a clumping habit. Handles periodic wet feet. 55cm H x 45cm W

7

## 7. Breeze® *Dianella caerulea* 'DCNC0' PBR

Tidy 'no-cane' variety. Tough ground cover plant. Great for erosion control. Fast establishing, spreads quickly, outcompetes weeds. 60–70cm H x 60–70cm W

8

## 8. Wyeena™ *Dianella tasmanica* 'TAS300' PBR


Striking variegated clean foliage. Robust, outcompetes weeds. Very good frost tolerance. Great background plant. 80–90cm H x 80–90cm W

\*Note: Please refer to Quick Plant Selection Guide to see if plant is compatible in your state

## SPECIFICATION NOTES: Roadside Plant Placement


Almost no maintenance, no irrigation plants

Developed through consultation with Roads Departments and observation of road side plantings over the last 10 years. Note: If sub-standard processed mulch is used with lots of fine grade material, it can increase the likely-hood of root rot diseases. So it is recommended to only use the following plants...



### Depressed or raised with fine grade mulch


Use any of the following plants: Shara™, Evergreen Baby™, Katie Belles™ and Tropic Cascade™ Lomandra.



### Depressed or raised area with chunky mulch and no fines


Use any of the following plants for depressed areas: Shara™, Evergreen Baby™, Katie Belles™ and Tropic Cascade™ Lomandra.

Use any of the following plants for raised areas: Tanika®, Nyalla®, Shara™ and Evergreen Baby™ Lomandra and Little Jess™, Breeze®, Revelation® and Lucia™ (in good soils) Dianella.



### Raised median strips


Use any of the following plants: Tanika®, Nyalla®, Shara™ and Evergreen Baby™ Lomandra and Little Jess™, Breeze®, Revelation® and Lucia™ (in good soils) Dianella. We suggest using coarse grade mulch with no fines for all roadside applications.



### Depressed Median Strips


Use any of the following plants: Shara™, Evergreen Baby™, Katie Belles™ and Tropic Cascade™ Lomandra. These plants cope better with prolonged wet feet, as well as dry conditions.






### **Raised areas on the side of the road**

*Use any of the following plants: Tanika®, Nyalla®, Shara™ and Evergreen Baby™ Lomandra and Little Jess™, Breeze®, Revelation® and Lucia™ (in good soils) Dianella.*



### **Depressed areas on the side of the road**

*Use any of the following plants: Shara™, Evergreen Baby™ Katie Belles™ and Tropic Cascade™ Lomandra.*



### **Batters and sloping areas**

*Use any of the following plants:*

*Tanika®, Nyalla® Lomandra*

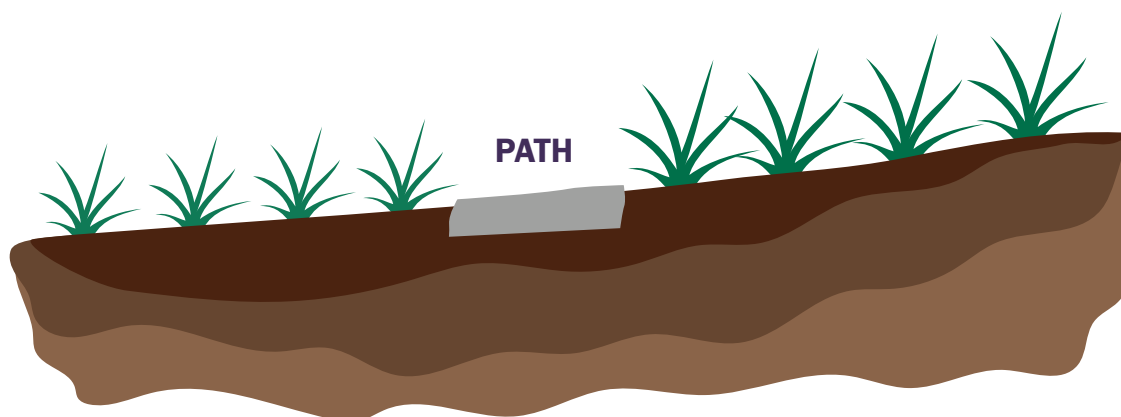
*and Little Jess™, Breeze®,*

*Revelation® and Lucia™ (in good*

*soils) Dianella. All these plants do well*

*in this situation, with Tanika® Lomandra being the*

*stand out, with its ability to stay even more evergreen in the most extreme droughts.*



### **Downside of path (depressed)**

*Use any of the following plants: Shara™, Evergreen Baby™, Katie Belles™ and Tropic Cascade™ Lomandra. Water running off a path or roads results in far more wet feet for plants on the down side of the path.*

### **Upside of path (raised)**

*Use any of the following plants: Tanika®, Nyalla®, Shara™ and Evergreen Baby™ Lomandra and Little Jess™, Breeze®, Revelation® and Lucia™ (in good soils) Dianella.*

# Evaluation and Development of New Green Life Alternatives for Bio-retention Swales and Erosion

## Plant Erosion Control Research Update

Quantifying which plant types are best suited to surface erosion protection on slopes, batters and swales

1) Strappy leaf plants and grasses generally strengthen the soil 5 to 20 times more than shrubs and ground covers.



The following tables detail the best soil strengthening plants based on research completed.

2) Testing used a ground shear tester on replicated samples in ground and in pots.



3) This research calculates the average amount a plant strengthens the soil in percentages and kPa (kilopascals), which is useful for erosion control professionals to choose the appropriate plant.



### Plant shear vane test results and statistics for Clarendon, NSW. The following plants all strengthened the soil significantly.

Groups	Difference to bare soil	Significant?	% increase vs bare soil	Shear strength kPa
Little Rev™ ■	1.39	YES	161%	22.8
Carex appressa	1.52	YES	176%	23.8
Little Jess™	1.55	YES	181%	24.3
Tasred® ■	2.15	YES	250%	29.6
Tanika® ■	2.15	YES	250%	29.5
Agapanthus	2.43	YES	283%	32
Lucia™ *	N/A	YES	433.75%	49.3
Tropic Cascade™ * x	N/A	YES	159%	18.6
Shara™ *	N/A	YES	225%	26.2
Best 6 Plants				
Katie Belles™	2.45	YES	285%	32.3
Breeze®	2.56	YES	297%	33.2
Nyalla® ■	2.82	YES	328%	36.1
Katrinus Deluxe (b)	3.15	YES	366%	39.6
Nafray®	4.08	YES	475%	50.3
King Alfred® ●	6.46	YES	752%	70

- Not recommended for QLD. x Not suited to ACT.
- \* Based on separate, later test.
- Needs cutting back every 18 months to two years.



# Testing plants for inundation tolerance in Bio-retention swales.

1) Evergreen plants look better, and most importantly do not have long dormant periods of low nutrient reduction. Eg; wet feet tolerant evergreen Lomandra removes heavy metals and nutrients all year round, whilst Carex and Juncus are often brown and dormant for up to 6 months of the year.



Carex and Juncus going brown, reducing nutrient absorption



## Rating of Bio-retention swale planting 2017

	Avg. rating over 3 plants 0=dead 10=mostly healthy
Exotic types with low or no seed set	
Amethyst™ Liriope	5
Just Right® Liriope	7
Cosmic Pink™ Rhipirolepis	7
Cosmic White™ Rhipirolepis	9
Obsession™ Nandina	0
Blush™ Nandina	9
Native types	
Shara™ Lomandra	9
Lucky Stripe™ Lomandra	8
Evergreen Baby™ Lomandra	7
Tanika® Lomandra	0
Tropic Cascade™ Lomandra	8
Katie Belles™ Lomandra	8
Little Jess™ Dianella	3
Lucia™ Dianella	4
Better John™ Callistemon	9
Green John™ Callistemon	9
Macarthur™ Callistemon	9
Slim™ Callistemon	9
Luscious® Tristaniopsis	4
Ozbreed Aussie Box® Westringia	6
Grey Box™ Westringia	9
Low Horizon™ Westringia	6
Mundi™ Westringia	9
Naringa™ Westringia	4

2) Many new ornamental plants that have superior looks and performance are showing good wet feet tolerance for Bio-retention swales that get periodically inundated.



3) Many of the new wet feet tolerant plants also have far superior drought tolerance.



4) New breeding has greatly increased the wet feet ability of certain plants. Eg; Westringia is not normally able to handle long periods of wet, but Grey Box™ Westringia, and Mundi™ Westringia have shown amazing abilities to handle wet.



Note: planted winter 2016. Just over two years old at rating. Rounded to nearest number. Mostly rated based on three plants per type.

## Previous trials in drainage swale 2008–2017

	Avg. rating over 3 plants 0=dead 10=mostly healthy
Native plants	
Mundi™ Westringia	9
Naringa™ Westringia	0
Grey Box™ Westringia	9
Shara™ Lomandra	10
Evergreen Baby™ Lomandra	8
Nafray® Pennisetum	9

For more information visit [www.ozbreed.com.au](http://www.ozbreed.com.au) or email [emil@ozbreed.com.au](mailto:emil@ozbreed.com.au)

# EMPORIUM

RANGE OF PLANTS



Realise your  
vision with  
the right  
materials

A wide selection of plants—from native grasses to colourful exotics

Interesting foliage and flowers

Improved appearance and/or performance

[ozbreed.com.au](http://ozbreed.com.au)



# Little Ruby™

*Alternanthera dentata* 'LRU30' (b)

Compact, spreading habit  
Deep burgundy foliage  
More frost tolerant than  
the common form



Great in shade or sun  
30–40cm high x 60–90cm wide

# Grand Star™

*Dietes grandiflora* 'Di1' (b)

Semi-compact Dietes  
Rarely produces viable seed  
White flowers with splashes  
of purple and yellow



Tough and low maintenance  
60–70cm high x 60–70cm wide



# Fine Divine™

*Dietes bicolor* 'Di2' (b)

Compact, fine-leaved Dietes  
Rarely produces viable seed  
Distinctive yellow flowers



Tough and low maintenance  
60–70cm high x 60–70cm wide



# Landscape Gardening 3D Graphics

The majority of plants from  
Ozbreed are now available for free  
download as 3D graphics.

© ATLAS Landscape Architects  
aaronstroy.com.au



Free downloads at [ozbreed.com.au/landscape-gardening-plants-3d-graphics](https://ozbreed.com.au/landscape-gardening-plants-3d-graphics)

NEW

NEW

NEW

NEW

**Evergreen Baby™**

*Lomandra labill.* 'LM600' 

**Clarity Blue™**

*Dianella hybrid* 'DP401' 

**Flat Mat™**

*Trachelospermum asiaticum* 'FT01' 

**Aussie Flat Bush™**

*Rhagodia spinescens* 'SAB01' 